

SERVER AND NETWORK CABINETS



These cabinets have the capacity and quality to meet modern IT Data Center requirements for high density computing and networking. They provide flexible ways to mount servers, patch panels, routers, and other devices reliably and securely. With perforated front and rear doors for front to rear airflow, built-in cable and PDU management, and static load capacity of 3000 lbs., these cabinets satisfy any requirement for mounting mission-critical equipment.



FEATURES

- Locking front and rear doors with perforation for airflow
- Horizontally split, locking, side panels make access easy
- Vertical cable/PDU managers (two) included
- Square hole mounting rails are adjustable front to rear
- Rear doors are split “frech style” to save aisle space
- Grounding kit and baying hardware included
- Levelers and heavy duty casters come standard
- Full range of optional accessories

PAINT/FINISH

Textured black powder (S)
Textured white powder (RTO)

STATIC LOAD RATING

3000 lbs. [1364 kg.]

DYNAMIC LOAD RATING

2400 lbs. [1088 kg.]

INDUSTRY STANDARDS

EIA 310-D



(S) Stock Item | (RTO) Ready to Order



SERVER AND NETWORK CABINETS



ADJUSTABLE MOUNTING RAILS

Fully adjustable front to rear.
Numbers assist with alignment.



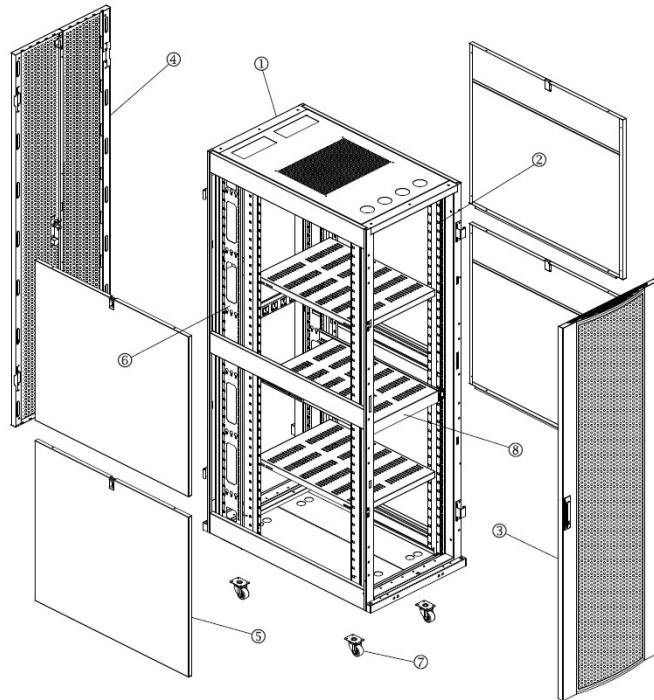

INTEGRATED CABLE MANAGEMENT

Two vertical cable managers are included with each cabinet and the top and bottom panels include integrated cable entry/exit points.



LIFT OFF DOORS

Quick release. Easy on and off.
Field reversible. 140° of rotation.
Ground wire and locks included.



COMPONENT LIST

- (1) Frame
- (2) Mounting Rail
- (3) Front Door
- (4) Rear Door
- (5) Side Panel
- (6) Cable Manager
- (7) Heavy Duty Caster
- (8) Shelf (optional)

MATERIAL

- 12 Gauge
- 12 Gauge
- 14 Gauge
- 14 Gauge
- 16 Gauge



SERVER AND NETWORK CABINETS



PART NUMBERS

Available in 45 sizes, these cabinets come fully assembled on a pallet and include: Frame, 2 Pair Square Hole Rails, Solid Side Panels, Perforated Door on Front, Split Perforated “French Style” Door on Rear, Top with Cable Knockouts and Cooling Provisions, Bottom Panel, 2 Vertical Lacing Panels, Casters, and Levelers.

1000MM DEEP

600mm Wide Part Number	Rack Units	Overall Dimensions H x W x D in. (mm)
AF42-610C2-KLA	42U	76.00" x 24.00" x 42.00" (1930 x 600 x 1070)
AF45-610C2-KLA	45U	84.00" x 24.00" x 42.00" (2133 x 600 x 1070)
AF47-610C2-KLA	47U	87.60" x 24.00" x 42.00" (2225 x 600 x 1070)
AF48-610C2-KLA	48U	89.35" x 24.00" x 42.00" (2270 x 600 x 1070)
AF52-610C2-KLA	52U	96.35" x 24.00" x 42.00" (2448 x 600 x 1070)

750mm Wide Part Number	Rack Units	Overall Dimensions H x W x D in. (mm)
AF42-7510C2-KLA	42U	76.00" x 29.50" x 42.00" (1930 x 750 x 1070)
AF45-7510C2-KLA	45U	84.00" x 29.50" x 42.00" (2133 x 750 x 1070)
AF47-7510C2-KLA	47U	87.60" x 29.50" x 42.00" (2225 x 750 x 1070)
AF48-7510C2-KLA	48U	89.35" x 29.50" x 42.00" (2270 x 750 x 1070)
AF52-7510C2-KLA	52U	96.35" x 29.50" x 42.00" (2448 x 750 x 1070)

800mm Wide Part Number	Rack Units	Overall Dimensions H x W x D in. (mm)
AF45-810C2-KLA	42U	76.00" x 31.50" x 42.00" (1930 x 800 x 1070)
AF45-810C2-KLA	45U	84.00" x 31.50" x 42.00" (2133 x 800 x 1070)
AF47-810C2-KLA	47U	87.60" x 31.50" x 42.00" (2225 x 800 x 1070)
AF48-810C2-KLA	48U	89.35" x 31.50" x 42.00" (2270 x 800 x 1070)
AF52-810C2-KLA	52U	96.35" x 31.50" x 42.00" (2448 x 800 x 1070)

1200MM DEEP

600mm Wide Part Number	Rack Units	Overall Dimensions H x W x D in. (mm)
AF42-612C2-KLA	42U	76.00" x 24.00" x 48.00" (1930 x 600 x 1200)
AF45-612C2-KLA	45U	84.00" x 24.00" x 48.00" (2133 x 600 x 1200)
AF47-612C2-KLA	47U	87.60" x 24.00" x 48.00" (2225 x 600 x 1200)
AF48-612C2-KLA	48U	89.35" x 24.00" x 48.00" (2270 x 600 x 1200)
AF52-612C2-KLA	52U	96.35" x 24.00" x 48.00" (2448 x 600 x 1200)

750mm Wide Part Number	Rack Units	Overall Dimensions H x W x D in. (mm)
AF42-7512C2-KLA	42U	76.00" x 29.50" x 48.00" (1930 x 750 x 1200)
AF45-7512C2-KLA	45U	84.00" x 29.50" x 48.00" (2133 x 750 x 1200)
AF47-7512C2-KLA	47U	87.60" x 29.50" x 48.00" (2225 x 750 x 1200)
AF48-7512C2-KLA	48U	89.35" x 29.50" x 48.00" (2270 x 750 x 1200)
AF52-7512C2-KLA	52U	96.35" x 29.50" x 48.00" (2448 x 750 x 1200)

800mm Wide Part Number	Rack Units	Overall Dimensions H x W x D in. (mm)
AF45-812C2-KLA	42U	76.00" x 31.50" x 48.00" (1930 x 800 x 1200)
AF45-812C2-KLA	45U	84.00" x 31.50" x 48.00" (2133 x 800 x 1200)
AF47-812C2-KLA	47U	87.60" x 31.50" x 48.00" (2225 x 800 x 1200)
AF48-812C2-KLA	48U	89.35" x 31.50" x 48.00" (2270 x 800 x 1200)
AF52-812C2-KLA	52U	96.35" x 31.50" x 48.00" (2448 x 800 x 1200)

SHALLOW OPTION

800mm deep cabinets are also available. Swap the 10 for an 8 in the part numbers above.

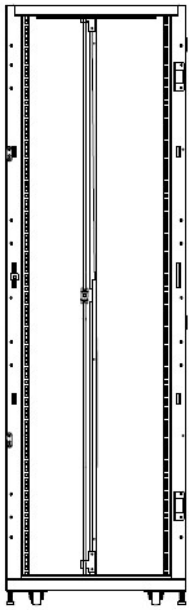
AF42-610C2-KLA becomes AF42-68C2-KLA



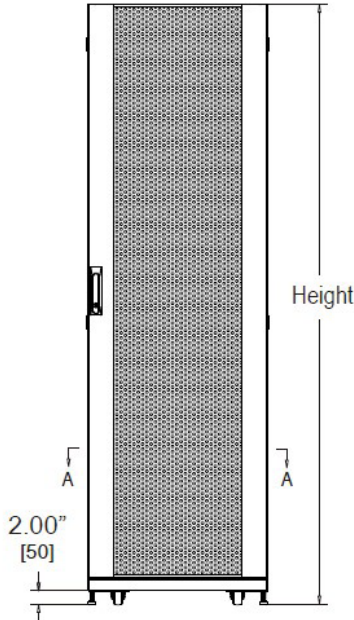
SERVER AND NETWORK CABINETS



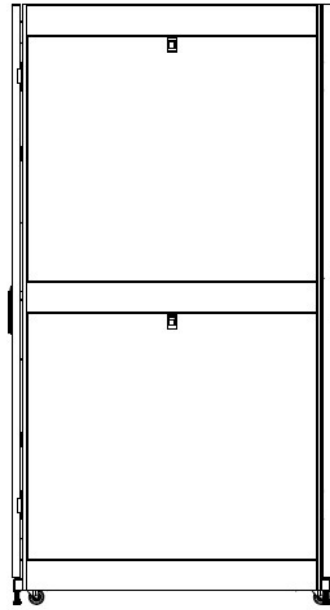
TECHNICAL SPECIFICATIONS



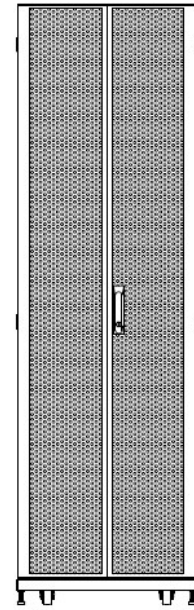
Front (w/o front door)



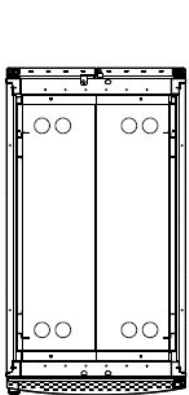
Front



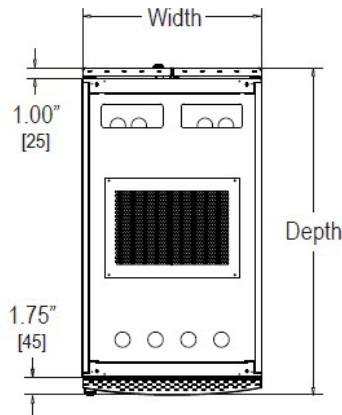
Side



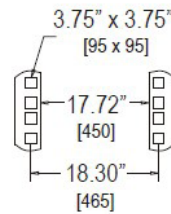
Back



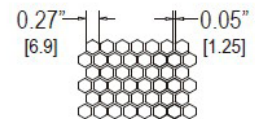
A-A Section



Top



Mounting Dimension



Scale 6:1



©2023 Karis Technologies. All rights reserved. Karis Technologies™ and the Karis Technologies logo are trademarks or registered trademarks of Karis Technologies. All other names and logos referred to in this manual are trademarks or registered trademarks of their respective owners. While every effort has been taken to ensure accuracy, and some logos referred to in this manual are trademarks or registered trademarks of their respective owners, the publisher and author assume no responsibility for any errors or omissions. Specifications, rebates and other promotional offers are subject to change at SharkRack's sole discretion upon notice.

